



Excellence in style and quality **Residential and Hotels**

Building on strong foundations



DELIVERING EXCELLENCE IN COMPLEX MULTI-DISCIPLINARY PROJECTS



\$7.6B+

Work in hand



15,000+

Employees



25+

Countries



5

Continents

Global experience delivered locally

BESIX Watpac is an Australian multi-disciplinary contractor backed by a century of global expertise and financial strength. A wholly-owned subsidiary of the award-winning BESIX Group, we specialise in complex construction across all sectors.

With vast international experience and a robust balance sheet we deliver large-scale complex infrastructure projects across Australia and New Zealand. Combining Watpac's four decades of intimate local knowledge, delivery excellence, and trusted long-standing partnerships, we bring the best of the world's capability together.

Whether it's the tallest residential building in the world, the iconic Burj Khalifa or the Grand Egyptian Museum - from stadiums to hospitals, schools, bridges, resource and industrial projects, port infrastructure, water treatment plants, secure facilities, airports, defence assets and more - *ours is a reputation built on quality.*



One Central Park, Sydney



In-house engineering expertise

Our in-house team of 150+ engineers operates from three global hubs in Brisbane, Dubai and Brussels. We set new standards in construction through expert structural, geotechnical, sustainability, digital and façade engineering as well as rapidly evolving concrete technology. Our specialists are embedded in project teams to interrogate the design; de-risking projects, maximising value and delivering certainty.



Partner of choice

Leveraging our rich Australian history, we collaborate with our clients and partners to deliver excellence on every project. As genuine relationship contractors, we are invested in our client's success. Proudly, eighty per cent of our business is repeat. A private company with a flat structure, our lean, agile approach guarantees innovative and cost effective solutions.



Local content specialists

From urban centres to regional Australia, we actively support local jobs and Indigenous participation while building better communities. This is fundamental to our core beliefs and exemplifies our personalised approach to project delivery.

Residential and Hotels project expertise >>



Bringing big dreams to life

Extensive in-house capability

Demand for bespoke high-end residential living has never been greater as younger Australians flock to trendy inner-city abodes and downsizers leave the backyard behind. Premium hotels are also soaring to new heights, becoming much more than a stopover between cities.

BESIX Watpac specialises in complex, large-scale, and high-end boutique residential and hotel developments, delivering some of the most iconic and recognisable lifestyle precincts globally. The record-breaking Burj Khalifa in Dubai and Sydney's acclaimed, multi-award winning One Central Park are testament to our excellence in design and construction delivery.

We apply learnings and solutions that significantly enhance value for our clients as well as the end-user, garnering substantial savings without compromising quality or key design features.



Turning aspirational, architecturally pleasing designs with high sales appeal into a quality development that will also be economically viable for the developer demands a smart contractor with vast sector experience.

◀ Ei8ht South Esplanade
Adelaide, South Australian

Fundamental to this success, is our in-house team of design management and cost planning experts that work with our clients and consultants to value engineer and drive constructability. Our engineers de-risk projects to provide program, time and cost certainty.

Close collaboration with our client and operator throughout the design and procurement phase, ensures a 'no surprises' approach. This extends to the sampling and material selection of the project, from the façade to the floor coverings, right down to bathroom fixtures. All elements are chosen in partnership, meticulously tested, and approved via a prototype apartment ensuring a seamless process and an outcome you can be confident in.

We know it's not just a building we're creating, but a modern urban lifestyle - and in the case of hotels, it's everything from a luxurious escape to a home away from home. We go above and beyond to deliver a product that will impress - from stylish kitchen and bathroom components, to elaborate rooftop gardens and pools, gymnasiums, sublime landscaping, and the integration of the latest sustainability features and technology enablement services.

When you partner with us, we will work hand in hand with you throughout the entire project lifecycle ensuring that on completion - your reputation and ours, is exemplary.

Better lifestyle infrastructure

Rigorous Quality Control

When it comes to quality, we don't just talk the talk. We deploy a rigorous quality control system overseen and enforced by our highly experienced and detail obsessed team aimed at getting it right the first time thereby eliminating defects. Whether it's waterproofing of bathrooms and balconies or mechanical and ventilation systems or fire and acoustic treatments, even façades; everything is subjected to strict inspection and testing to ensure it is functional, operational and flawless on completion and will pass the test of time.

Royal Atlantis Resort and Residences ›
Dubai, United Arab Emirates





• Natura Macquarie Park, Sydney, New South Wales



Value engineering expertise

Our value engineering experience on large-scale complex projects is second to none. This creative and rigorous process of thorough study and analysis combines the insights of multidisciplinary teams, benefitting the entire life cycle of the project. The goal is to optimise building costs and reduce risks without compromising quality and the functional brief. Our in-house team of specialists is embedded in projects from inception to completion to enable quick responses to any technical issues that may arise. This unique in-house capability provides even greater certainty of delivery.



Confident handover

Precision planning leaves nothing to chance. Aiming for the smoothest and earliest handover possible, we proactively engage the strata surveyor many months ahead of time and work closely with them to ensure we achieve the strata title registration on time to allow for a smooth registration and sales completion process. This flexible and co-ordinated approach to project management is critical to achieving on-time and on-budget delivery.



Quality assurance

We understand that apartments must meet buyer expectations in accordance with the sales contract. We collaborate closely with the client and the purchaser through the pre settlement inspection phase right through to final handover to identify and rectify any issues at the earliest opportunity. Meeting our obligations is our highest priority and our commitment to our client extends far beyond project completion.



Specialist supply chain

Signature projects require the selection, management and co-ordination of a high number of sub-contractors, suppliers and technical experts. Getting the right people is vital to achieving a quality project while maximising efficiencies. Our trusted supply chain is borne of four decades local experience and the successful delivery of some of Australia's most awe-inspiring projects.

SYDNEY, NEW SOUTH WALES

Award-winning Sydney icon



5 Star

Green Star rating

50%

of building covered
by green walls

60+

International and national
awards and nominations

One Central Park, Park Lane and the Mark

One Central Park is the crowing jewel of the internationally acclaimed Central Park precinct which includes five visionary structures. The multiple award-winner features two garden-wrapped towers and an impressive 100-tonne heliostat. A construction industry first, installing the heliostat took three years of rigorous design work and planning.

Delivering this ground-breaking residential project in a CBD location presented a number of logistical challenges. Our staged planning ensured existing access roads were maintained and we collaborated closely with key subcontractors on design and procurement processes.



CLIENT

**Frasers Property Australia
& Sekisui House Australia**



VALUE

\$597M



EXPERTISE

Design + Construct



TIMELINE

2010 - 2014



When people see this artwork [green wall], it will look like a natural cliff, as though you have cut a giant slice out of the Blue Mountains and put it in the middle of the city.”

Patrick Blanc
Botanist



Multiple Award-Winner

- **2019 50 Most Influential Tall Buildings of the Last 50 Years**
Council on Tall Buildings and Urban Habitat
 - **2015 Best High-Density Development**
Urban Development Institute of Australia (UDIA)
 - **2014 Best Tall Building Worldwide**
Council on Tall Buildings and Urban Habitat
 - **2014 Professional Excellence in Building Award Residential Construction over \$100M**
Australian Institute of Building (NSW)
 - **2013 World's Top 5 Skyscrapers**
Emporis
- ✓ Vertical gardens designed by artist and botanist Patrick Blanc
 - ✓ 64,000 square metres of landscaped areas and 38,000 Indigenous and exotic plant species
 - ✓ Detailed planning and various methodologies ensured a safe and timely planting process
 - ✓ The heliostat incorporates sun-tracking mirrors on a 33-metre cantilever and transforms into an art installation at night, designed by artist Yann Kersale, using 2,880 programmable LED lights

Engineering luxury

BRISBANE, QUEENSLAND

The Oxlade

Exclusively positioned along New Farm's highly sought-after waterfront, the project will boast the very best in inner-city luxury living and will be delivered to the highest quality.

- ✔ Situated within a highly sensitive residential environment, disturbances to neighbouring properties will be mitigated through experienced engineering and proactive community engagement
- ✔ Basement methodology has undergone extensive internal and external review to overcome the challenge of the project's close proximity to the Brisbane River
- ✔ A prototype apartment will exhibit components including high-end contemporary finishes, providing certainty to the client and the end-user
- ✔ Trusted partner following a decades-long relationship with the client



CLIENT

Seymour Group



VALUE

\$50M



EXPERTISE

Design + Construct



TIMELINE

2020 - 2022



High-quality beachfront development

ADELAIDE, SOUTH AUSTRALIA

EI8HT South Esplanade

Located in one of Adelaide's most exclusive beachfront communities, EI8HT South Esplanade features curved balustrade formwork and façade detailing, with exquisite quality and finishes throughout. Our ongoing commitment to excellence was reflected in our outstanding safety achievement of zero lost time injuries recorded in almost 400,000 man hours worked.

- ✓ Rigorous management of environmental challenges associated with a beachfront location
- ✓ Our in-house engineering team added value through an in-depth review of the structural design
- ✓ A diaphragm wall was selected to shore up foundations given the proximity to the beach
- ✓ Incorporated structural steel architectural fork columns, spanning nine metres



CLIENT

8 South Esplanade Pty Ltd



VALUE

\$43M



EXPERTISE

Design + Construct



TIMELINE

2018 - 2020

DUBAI, UNITED ARAB EMIRATES

Record-breaking skyscraper



12,000+

workers on site per
day at peak construction



163 storey

skyscraper



45°C

highest temperature
during construction

Burj Khalifa

The Burj Khalifa is in a league of its own, unparalleled by any other skyscraper across the world. Its tip towers almost 200 metres above its tallest competitor. This marvel of modern engineering has been declared the tallest building in the world.

The most advanced technologies in wind engineering, structural engineering, construction materials and methods were all key to successfully building this ground-breaking tower.



CLIENT

Emaar Properties



VALUE

\$1.5B



EXPERTISE

Construct Only



TIMELINE

2004 - 2009

828m tall spire

24,348 windows

22 million man hours

Elevator speed of 35km/h



- ✔ Winner of numerous prestigious awards in the fields of innovation, engineering excellence and architectural design
- ✔ Concrete pumped to a height over 600 metres without segregating – a world first
- ✔ Superstructure supported by a 3.7-metre thick reinforced concrete mat supported by 192 bored reinforced concrete piles
- ✔ Materials tested in wind tunnels with speeds up to 200 km/hr to ensure they could withstand extreme conditions
- ✔ Flexible tubes and joints to allow some sway
- ✔ 900 luxury residential apartments and the exclusive 304 room Armani Hotel

The Burj Khalifa has redefined what is possible in the design and engineering of super tall buildings.

Environmental expertise

BRISBANE, QUEENSLAND

Newstead Series

An added layer of complexity from the very outset of the project involved overcoming the challenge of highly contaminated soil throughout the site. Great care and meticulous planning enabled the efficient treatment or removal of contaminants. This hard work resulted in the area being removed from the Contaminated Land Register.

- ✓ Thorough soil mapping and testing throughout works
- ✓ 240 kilograms of lime dosage per cubic metre of earth rectified extremely high acidity levels
- ✓ A basement diaphragm wall was selected to address poor ground conditions including marine mud, clay and a high water table
- ✓ Four boutique residential towers offering 300 chic apartments and generous town homes
- ✓ A half-acre of subtropical gardens and amenities including alfresco dining areas, recreational spaces and a fire pit



CLIENT

JGL Properties



EXPERTISE

Design + Construct



VALUE

\$100M



TIMELINE

2015 - 2018





Prestigious waterfront living

BRISBANE, QUEENSLAND

Riverlight - Hamilton Reach

Located in Brisbane's upmarket waterfront community Hamilton Reach, the Riverlight development offers 155 exclusive residential apartments with uninterrupted views of the Brisbane River.

- ✓ The project was delivered defect-free with all acoustic and building fire safety inspections passed in the first round
- ✓ Old wharf timber from the surrounding area was repurposed for seating as well as an art installation
- ✓ Well-established client relationship having worked together on One Central Park and Trio Luxury Apartments
- ✓ Landscaped walkways, a 20-metre lap pool, barbecue entertainment area, gymnasium and a communal indoor dining room



CLIENT

Frasers Property Australia



VALUE

\$61M



EXPERTISE

Design + Construct



TIMELINE

2016 - 2018

BRISBANE, QUEENSLAND

Five-star innovations



5 Star

International hotel



\$20M

cost saving for the client

Mary Lane

Located in the heart of Brisbane, Mary Lane blends luxury living, five-star hotel rooms and premium dining all within one precinct. Our unwavering commitment to delivering value for our client was demonstrated throughout the project, such as identifying \$20 million of cost savings through design reviews without compromising quality or aesthetic appeal.

Value was also created through various innovations including a reassessment of air-conditioning systems. This resulted in more lettable space being added to 12 floors of the hotel.



CLIENT

Mary 111 Pty Ltd



VALUE

\$194M



EXPERTISE

Design + Construct



TIMELINE

2016 - 2018



This new hotel has created 170 jobs here in Brisbane. This is a great shot in the arm to the local tourism industry.

Kate Jones
Former Tourism Industry
Development Minister,
Queensland State Government

- ✓ Close engagement with the contractor of an adjacent construction site to ensure both projects continually met milestones
- ✓ Complex concrete methodology developed to pour the two-metre thick transfer slab safely and without damaging plumbing pipes
- ✓ Large resort-style heated pool with Brisbane's first swim-up bar
- ✓ Accommodates the Westin Hotel's 286 premium hotel rooms as well as 184 luxury residences
- ✓ Amenities include function rooms, a roof top pool and barbecue facilities, and ground floor retail

ADELAIDE, SOUTH AUSTRALIA

Historical boutique hotel

Mayfair Hotel

Breathing new life into a heritage-listed icon was central to delivering the 4.5-star boutique Mayfair Hotel. Luxurious finishes inspired by the 1930s included polished stone, blackened stainless steel glass, a curved grand stairway and custom designed floor coverings.

- ✔ Supplementary double-glazing to heritage windows to achieve high thermal and acoustic ratings
- ✔ Six-storey aluminium and glass-clad extension to the heritage building called the 'jewel box'
- ✔ High-end retail, restaurants, bars, entertainment spaces, lounges and an outdoor terrace
- ✔ 170 luxury suites over 14 floors catering to the business and leisure traveller



CLIENT

Adabco Properties



VALUE

\$37M



EXPERTISE

Design + Construct



TIMELINE

2012 - 2014

BRISBANE, QUEENSLAND

Pullman and Ibis Hotels and Conference Centre

Premier airport hotels

CLIENT Domestic Airport Hotels Pty Ltd

EXPERTISE Design + Construct

- ✓ Largest third-party development at the Brisbane Airport
- ✓ Incorporated the 5-star Pullman and 3.5-star Ibis Hotels as well as a conference centre with capacity for 600 people
- ✓ Premium facilities such as presidential suites, an executive lounge, spas, lap pools and an upscale restaurant



MANAMA, BAHRAIN

Four Seasons Hotel

Building luxury

CLIENT Signature Hotels Management

EXPERTISE Construct Only

- ✓ Delivered in 29 months as a result of thorough planning and meticulous quality checks
- ✓ Luxury finishes including 20,000 square metres of marble imported from Italy, Germany and Greece
- ✓ Five-star 500 room hotel with high-end amenities including a floating Michelin-star restaurant, spa and a water park

DUBAI, UNITED ARAB EMIRATES

Opulent and complex

45 m 90,000 m²

long sky bridge

of glass equivalent to 10 FIFA
football fields

Royal Atlantis Resort and Residences

Inspired by the fabled city of Atlantis, this stunning project has redefined what is possible in the delivery of large-scale luxury hotel and residential developments. Constructing a project of this size and class required extraordinary coordination and programming.

The curvilinear design and cantilevered structure incorporates two towers consisting of three reinforced concrete sub-towers. These are connected by a 45-metre long 'spa-bridge', which was lifted into place using a strand jacking method.



CLIENT

Atlantis The Palm 2 LLC, Dubai



VALUE

\$2.2B



EXPERTISE

Construct Only



TIMELINE

2017 - 2020



PARTNERS

Ssangyong



“

We are pleased to be part of this development, which will dominate the Palm Jumeirah skyline. It will set a new precedent in the hospitality and tourism industry, while satisfying the demand for an ambitious delivery of world class projects in Dubai.”

Pierre Sironval
Chief Operating Officer
BESIX Group

- ✓ The building's unique shape is made possible by the shifting floor plates that extend from six concrete cores
- ✓ Includes 150,000 square metres of marble and 90,000 square metres of glass (equivalent to 10 FIFA football fields)
- ✓ High-end amenities include a suspended sky pool and lounge, retail boutiques, 35 world-class restaurants and bars, and 92 swimming pools
- ✓ The cantilevered structure maximises waterfront views and provides generous shaded oases throughout
- ✓ 193 metres at its highest point and spans 500 metres

Ambitious sustainability

AMSTERDAM, THE NETHERLANDS

Sluishuis

Rising above IJ Lake, the Sluishuis residential development appears to float above the water with cascading apartments built around a classic European-inspired courtyard. It has been designed to meet ambitious environmental targets and will be completely energy neutral once complete.

- ✔ Sustainability features include responsible material selection, solar panels, ground-coupled heat exchangers, triple-glazed windows, heat recovery systems, and balanced ventilation
- ✔ 46,000 square metres offering 442 energy-neutral residences
- ✔ A fusion of waterfront living and inner-city vibrancy that will transform the emerging neighbourhood of IJburg
- ✔ Residents, neighbours and tourists will enjoy spectacular views from the rooftop gardens



CLIENT

City of Amsterdam



VALUE

\$113M



EXPERTISE

Public Private Partnership



TIMELINE

2017 - 2020



PARTNERS

VORM

ADELAIDE, SOUTH AUSTRALIA


Central Adelaide

Revitalised CBD living

CLIENT **Luks Investments Pty Ltd**

EXPERTISE **Design + Construct**

- ✓ Premium residential development in the heart of Adelaide
- ✓ 93 per cent of waste produced during construction was recycled
- ✓ Maximised use of natural light and ventilation
- ✓ 18-storey residential tower with sky garden and pool, mini golf course, stone walking track, cinema and car stacking facilities



THE HAGUE, NETHERLANDS

Grotius Towers

Urban regeneration

CLIENT **Provast**

EXPERTISE **Construct Only**

- ✓ Two residential towers providing 655 apartments including a selection of social housing
- ✓ The first step in a large-scale urban transformation of The Hague's station area
- ✓ Three-dimensional landscape created through staggered terraces and greenery
- ✓ High-frequency vibration and pressing methodologies used to minimise noise



MELBOURNE, VICTORIA

STK Apartments

St Kilda's tallest building

CLIENT **Caydon**

EXPERTISE **Design + Construct**

- ✓ A structural design review identified multiple time and cost savings
- ✓ Selecting a concrete structure for the podium instead of steel saved time, and improved fire and acoustic separation
- ✓ Alteration to the carpark's design minimised the depth of excavation, increased car spaces and reduced costs
- ✓ 30-storey tower offering 328 luxury residences

SYDNEY, NEW SOUTH WALES

Natura Macquarie Park

Nature-inspired precinct

CLIENT **Romeciti**

EXPERTISE **Construct Only**

- ✓ 7,000 square metre development including an abundance of landscaped communal gardens
- ✓ Two 21-storey towers offering 334 luxury apartments
- ✓ Ground floor spaces designed to encourage community
- ✓ 'Green, smart and natural' elements include solar powered public lighting, electric vehicle charging facilities and a lush setting



Creating a community

SYDNEY, NEW SOUTH WALES

Ryde Garden

Boasting a variety of community features including parklands, dining, retail and a childcare centre, the expansive Ryde Garden development has helped position North Ryde as an urban location of choice outside of Sydney's CBD.

- ✔ Meticulous planning, disciplined project management and proactive engagement enabled the large-scale project to be delivered in two and a half years
- ✔ 830 residential apartments accommodated within three towers
- ✔ 17,580 square metre development including a 4,000 square metre central park
- ✔ Community amenities include a pool, gymnasium and retail precinct



CLIENT

Country Garden Australia



VALUE

\$264M



EXPERTISE

Design + Construct



TIMELINE

2015 - 2018

Partner in excellence

OUR PURPOSE

WE EXCEL IN CREATING SUSTAINABLE SOLUTIONS FOR A BETTER WORLD

OUR VALUES



Excellence

We are committed to operational excellence, high performance and delivering on our promises safely.



Co-creation

We collaborate with our clients and partners to drive innovation that makes a difference.



Respect

We are genuine, considerate and act with integrity and candour.



Passion

We seek to inspire, going the extra mile to achieve results that exceed expectations.



Unity

We work as one team to achieve our shared purpose.



^ The Oxlade, Brisbane groundbreaking ceremony.





^ 30 Esplanade Apartments, Victoria



Best for project teams

Our teams are hand-picked specifically for each project. We bring together the best people, consultants, sub-contractors, delivery partners and networks to ensure the right technical skills, cultural fit and client focus to achieve on-time and on-budget project delivery.



Culture of excellence

By investing in the development and wellbeing of our people, we create a culture focused on safety and exceeding client expectations. This is underpinned by our values and supported by our in-house leadership program, formal continuous improvement processes and structured knowledge sharing across the BESIX Group.



Flexible, streamlined project delivery

We partner with our clients to deliver projects through various contracting methods, including Public Private Partnerships (PPPs), Managing Contractor, Early Contractor Involvement (ECI), Design and Construct (D&C), or Construct Only. Irrespective of the contract model, we embrace a flat management structure to enable streamlined communication between all project stakeholders to make clear and efficient decisions.



Building Information Model (BIM)

Building Information Modelling affords numerous benefits to the design, construction and operation of a project. Our dedicated BIM Manager oversees design development and coordination of the BIM datasets. By working closely with the design team and cost planner, efficiencies are fully leveraged and any clash detection identified. This enables constructability issues to be resolved well before construction begins. BIM processes can be further utilised to verify BIM elements to the as-constructed form. Ideally the BIM datasets are then used to optimise asset life and facilities management.



Safety, quality and sustainability

While our systems are certified to Australian, New Zealand and ISO standards, it is our commitment to continuous improvement that ensures we bring best-practice safety, quality and environmental outcomes to all our projects. We have experience in delivering commercial projects to achieve a minimum 5 Star Green Star Design and As-built Ratings.

Partnering with an experienced contractor who genuinely collaborates to deliver excellence on every project.

Maximising local benefits

SUPPORTING LOCAL JOBS AND PROCUREMENT OPPORTUNITIES

▼ Project activity since 2014



80%+

Average portion of total construction hours by local trades and businesses



500+

Jobs created for Indigenous people



2,000+

Career pathways for apprentices



2M+

Training hours achieved across 60 projects

We believe the benefits of social procurement should flourish during construction and long after the project is completed. This places jobs, diversity, training and skills development front of mind at every step of project delivery.

With strong local connections, particularly through regional Australia, we are committed to maximising local jobs, Indigenous participation, social benefit and homegrown content.

Partnering with clients and community leaders, we inject millions of dollars into local economies through the creation of career pathways and apprenticeships and by enhancing local business capability.

Engaging early with local industry, we evaluate supply chain capability, training and skills development opportunities - delivering long-term economic and social benefits to the community.



^ Indigenous smoking ceremony at a BESIX Watpac project site - held within a designated safety exclusion zone with all works ceased.



BESIX Watpac has taken a really personal approach with our local community. They have responded to anything the community wanted to talk about. Nothing has been too difficult.”

Client feedback



^ Meet the contractor barbecue



Our blueprint for vibrant communities

- ✓ Procurement and tendering processes are transparent, fair and locally driven
- ✓ Trade packages are broken down to reduce risk and create local opportunities
- ✓ Sub-contractors are connected with Indigenous people and are supported to succeed
- ✓ Training pathways are established through local tertiary institutions including universities and colleges
- ✓ Benefits are created beyond construction such as support for community programs

► BESIX Watpac's Reconciliation Action Plan artwork

1989

Calais Apartments
Gold Coast, Qld

Riviera Apartments
Stage 2
Brisbane, Qld

Park Lane
Apartments
Gold Coast, Qld

1991

• • • The Inlet
Gold Coast, Qld

Vie Meridian
Gold Coast, Qld

1994

• • • Amity
Apartments
Dockside
Brisbane, Qld

1997

Admiralty
Towers 2
Brisbane, Qld

Riviera Terraced
Villas Stage 1
Brisbane, Qld

1999

Seaforth Apartments
Stage 1
Brisbane, Qld

2001

• • • The Crest
Apartments
Sunshine Coast, Qld

Deepwater Point
Stage 1
Brisbane, Qld

2003

• • • The Docks
Stages 1 & 2
Brisbane, Qld

Seaforth
Apartments
Stage 3
Brisbane, Qld

2005

• • • Oxygen Apartments
Stage 1
Brisbane, Qld

Axis on Main Beach
Gold Coast, Qld

The Edge at Milton
Brisbane, Qld

Element on
Coolum Beach
Sunshine Coast, Qld

2007

• • • Skyline
Apartments
Brisbane, Qld

Addison Avenue
Townhouses
Brisbane, Qld

2009

• • • Burj Khalifa
Dubai, UAE


Trio Apartments
Sydney, NSW

UNSW Student
Accommodation
Sydney, NSW

2011

• • • Lilyfield
Housing
Redevelopment
Sydney, NSW

The Edge
Apartments
Melbourne, Vic



1993

• St Lucia
Townhouses
Brisbane, Qld

The Brook
Townhouses
Brisbane, Qld

1990

Dockside Residential
& Hotel Development
Brisbane, Qld

1987

Sheraton Mirage
Gold Coast, Qld

1998

• Couran Cove
Resort
Gold Coast, Qld

1995

• Admiralty
Towers One
Brisbane, Qld

2002

• Seaforth
Apartments
Stage 2
Brisbane, Qld

Dundrenan
Residences
Brisbane, Qld

2006

The Bay
Apartments
Brisbane, Qld

2004

• The Mews
Brisbane, Qld

2008

• One Macquarie
Brisbane, Qld

2012

• Rue de Chapel
Apartments
Melbourne, Vic

2010

NBESP Medium
Density Housing
Various locations,
NSW

2015

- • • **Four Seasons Bahrain Bay**
Manama, Bahrain
- **Leicester Street Student Accommodation**
Melbourne, Vic

2013

- • • **Sunday Apartments**
Melbourne, Vic

2017


- • • **Pullman and Ibis Hotels**
Brisbane, Qld
- **Central Adelaide**
Adelaide, SA
- **Summer Hill Flour Mill Stages 1 & 2**
Sydney, NSW

2019

- • • • **Gotthard Hotel and Residences**
Andermatt, Switzerland
- **Bouverie Street Student Accommodation**
Melbourne, Vic
- **Kodo Apartments**
Adelaide, SA

2021 & beyond...

- • • • **The Oxlade**
Brisbane, Qld
- **Grotius Towers**
The Hague, Netherlands
- **Natura Macquarie Park**
Sydney, NSW



2014

- **One Central Park**
Sydney, NSW
- **Mayfair Hotel**
Adelaide, SA
- **Park Lane and the Mark**
Sydney, NSW
- **Ibis Hotel**
Adelaide, SA

2016

- • **STK Apartments**
Melbourne, Vic
- **Ronald McDonald House**
Brisbane, Qld
- **30 Esplanade**
Melbourne, Vic

2018

- **Mary Lane**
Brisbane, Qld
- **Ryde Garden**
Sydney, NSW
- **Riverlight Hamilton Reach**
Brisbane, Qld
- **York and George**
Sydney, NSW
- **Newstead Series**
Brisbane, Qld
- **The Cascades - Garden Village**
Port Macquarie
- **Union Tower Apartments**
Melbourne, Vic

2020

- **Royal Atlantis Resort and Residences**
Dubai, UAE
- **Ei8ht South Esplanade**
Adelaide, SA
- **Sluishuis**
Amsterdam, Netherlands
- **Terraced Tower**
Rotterdam, Netherlands



BESIX Watpac

Discover more at besixwatpac.com.au